


FiberChek2™ & P5000 Digital Probe Microscope

Automated Fiber Inspection & Analysis Software & Probe



Laptop not included.

Applications

- Inspect and analyze both the bulkhead (female) and patch cord (male) sides fiber interconnects
- Instantly capture, analyze, and grade fiber end face images and obtain a PASS/FAIL result according to pre-configured criteria setting
- Standardize fiber inspection, analysis, and grading process throughout fiber network

Key Features

- Determine acceptability of fiber end faces using an advanced automated inspection and analysis logarithm
- Remove human subjectivity from fiber inspection and grading to ensure consistent results
- Implement of standardized procedures throughout fiber networks
- Configurability allows for user-defined controls and criteria settings
- Identify and characterize each defect and contamination particle, and determines their location relative to the fiber core
- Archive results and images as HTML or PDF files and generate integrated reports
- Plug it directly into PC/laptop via USB 2.0 connection
- Produce crisp, clear view of fiber end face condition with high-resolution 5MP camera and coaxial illumination

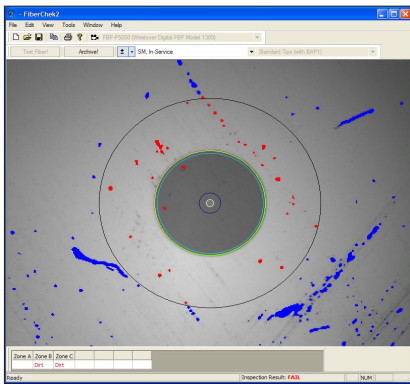
FiberChek2 and P5000 Digital Probe

FiberChek2 is an advanced application that determines the acceptability of optical fiber end faces through automated inspection and analysis. It identifies and characterizes defects and contamination and determines their location relative to the fiber core. It then provides a PASS or FAIL result according to a pre-configured failure criteria setting.

The P5000 digital probe microscope connects directly to a PC or laptop via a USB 2.0 connection, and the unique QuickCapture™ button lets users capture, inspect, and analyze a fiber end face image in a single automated step.

Note: The P5000 digital probe is not compatible with T-BERD/MTS platforms.



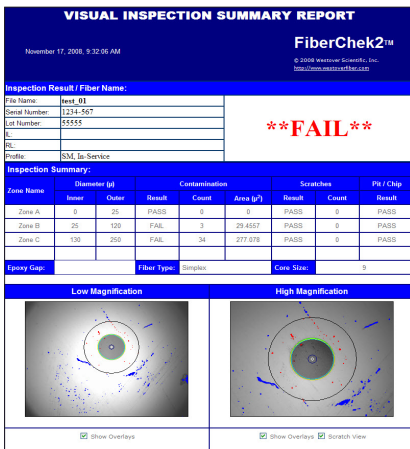


FiberChek2 User Interface

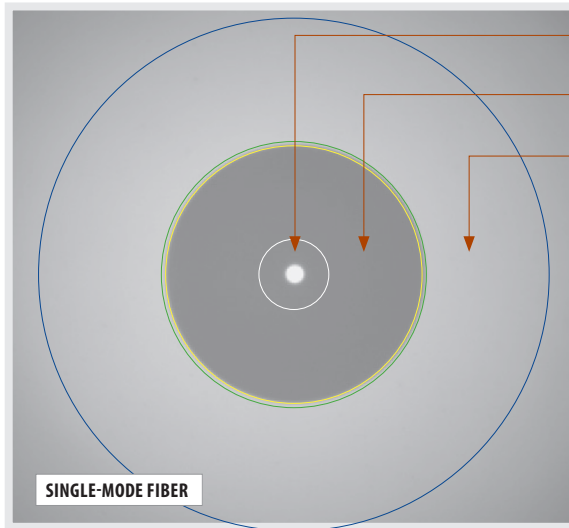
As different types of contamination are located and identified, FiberChek2 measures the size of each feature, determines its location relative to the core, and analyzes the collected data using an advanced logarithm to obtain a PASS or FAIL result based on parameters configured for each pre-defined setting.

Because defects and contamination on or near the core surface typically affect the light transmission most significantly, they require the most aggressive examination. FiberChek2 defines the concentric areas around the core as Zones which let users establish failure criteria by evaluating various defect categories, which include Contamination, Pit/Chip and Scratches.

Note: Zones are a series of concentric circles that identify areas of interest on the connector end face. The inner-most zones are more sensitive to contamination than the outer zones.



FiberChek2 HTML Summary Report



- A** CORE Zone
- B** CLADDING Zone
- C** FERRULE/CONTACT Zone

Benefits

- Eliminate human subjectivity for consistent, standardized result when inspecting and grading fiber
- Configurability allows for user-defined PASS/FAIL criteria settings
- Standardizes of inspection, analysis, and grading process throughout fiber networks
- Record and archive results in HTML or PDF formats

FiberChek2 Automated Procedures

1. Acquires the fiber image
2. Analyzes the image
3. Finds defects and their location to fiber core
4. Measures and evaluates the defects within each specified Zone
5. Determines whether defects within the Zones are acceptable according to the pre-configured failure criteria for each Zone
6. Displays the results as PASS or FAIL
7. Saves or prints all relative results in designated directory or printer, respectively

Profile Settings

Single-mode (SM), Post Polish
Single-mode (SM), In-Service
Multimode (MM), Post Polish
Multimode (MM), In-Service
Ribbon, SM, Post Polish
Ribbon, SM, In-Service
Ribbon, MM, Post Polish
Ribbon, MM, In-Service
Small Form-factor Pluggable (SFP / Transceiver) Lenses

Calibration Settings

Standard Tips (with BAP1)
Standard Tips (with BAP2)
Mil/Aero Guides (with BAP3)
Simplex Long Reach (-L) Tips
E2000 Tips
Ribbon Tips
Ribbon Tips - Long Reach
FBPT-U12-A6 Tip
FBPT-SC-A6 Tip

P5000 Probe Specifications

Dimensions	140 x 46 x 44 mm (5.5 x 1.8 x 1.7 in)
Weight	110 g (3.88 oz)
LOW-Mag field-of-view (FOV)	Horizontal: 740 µm Vertical: 550 µm Diagonal: 920 µm
HIGH-Mag FOV	Horizontal: 460 µm Vertical: 345 µm Diagonal: 575 µm
Live image	800 x 600; 15 fps
Connector	USB 2.0 (with latch lock)
Cord length	183 cm (6 ft)
Camera sensor	1280 x 1024 black and white, 1.27 cm CMOS
Particle size detection	< 1 µm
Light source	Blue LED, 100,000+ hour life
Lighting technique	Coaxial
Power source	USB port
Certification	CE
Warranty	1 yr

Ordering Information

FBP-P5000	Digital fiber inspection probe microscope (USB 2.0); FiberChek2 software; FBPT inspection tip: Universal 2.5 mm patch cord tip; hard-sided carrying case
FBP-SD01	Digital fiber inspection probe microscope (USB 2.0); FiberChek2 software; interchangeable FBPT inspection tips (4) in hard case: SC and LC bulkhead tips, Universal 2.5 mm and 1.25 mm patch cord tips; hard-sided carrying case

Test & Measurement Regional Sales

NORTH AMERICA TOLL FREE: 1 866 228 3762 FAX: +1 301 353 9216	LATIN AMERICA TEL: +1 954 688 5660 FAX: +1 954 345 4668	ASIA PACIFIC TEL: +852 2892 0990 FAX: +852 2892 0770	EMEA TEL: +49 7121 86 2222 FAX: +49 7121 86 1222	www.jdsu.com/inspect
---	--	---	---	--