



## TTK 720

Fiber Optic Test Kit  
Inspection, OPM Testing, VFL

### Benefits

- » Obtain test results quickly. The VIS 300C-PM-02 test platform keeps all necessary instruments together for fast, simple testing in the field.
- » Automate your test process. ODM's fiber endface analysis algorithms give clear PASS/FAIL designations to analyzed images. This process removes subjective inspection practices and standardizes procedures for technicians.
- » Share closeout reports at the touch of a button. When connected to a Wi-Fi network, users can send finalized reports to the customer's email inbox or cloud storage folder directly from the VIS 300C test platform.

### Features

- » VIS 300C-PM-02-V test platform provides full control over all parameters for fiber endface inspection, insertion loss, and visual fault location tests.
- » HD inspection scope with interchangeable inspection tips, analysis button, and ODM's unique external focus mechanism.
- » Optical power meter with Germanium detector provides insertion loss (dB) and power level (dBm) results in simple PASS/FAIL format.
- » 635nm red laser VFL for identification of excessive bends and breaks in SM fiber.

The TTK 720 kit provides test technicians and contractors with an all-in-one solution to their fiber optic testing needs. Built around the robust functionality of the VIS 300C-PM-02 platform, this kit ensures that fiber optic test results can be gathered and reported using simple, efficient processes.

The VIS 300C-PM-02-V is an inspection and test platform with onboard Optical Power Meter (OPM) and Visual Fault Locator (VFL). All functions of the VIS 300C platform are controlled via the 5-inch touchscreen and ODM's proprietary inSpec™ software. Using this system, users can save test results, create closeout reports in the field, and send results wirelessly with a Wi-Fi connection.

The VIS 300C system includes a high-definition inspection scope with interchangeable inspection tips and a hardware button to initiate automated analysis of fiber endfaces. ODM includes several automated analysis profiles meeting IEC 61300-3-35 standards, making the system ideal for all fiber types commonly found in telecom industry infrastructure.

The TTK 720 contains a complete system of "one-click" dry cleaners and lint-free wipes with fiber optic-grade solution for wet/dry cleaning. When used correctly, these tools can clean endfaces to meet the IEC 61300-3-35 industry standard.


Using the onboard OPM and included DLS 355 dual laser source along with single mode test jumpers, users can gather dB loss and/or dBm power readings on single mode fiber. Results are saved directly to the VIS 300C system for field viewing and editing.

The 635nm red laser VFL allows technicians to view bends or breaks in optical fiber. Broken fibers must be removed from fiber optic systems to ensure full functionality.

# VIS 300C-PM-02-V System Features

## Auto PASS/FAIL Analysis

ODM's integrated analysis algorithm profiles allow users to see exactly how and why a fiber endface is acceptable or unacceptable. Simply choose a fiber type, press "Analyze," and let the VIS 300C grade the fiber endface to meet IEC 61300-3-35 specifications.




## Visual Fault Location

An onboard 635nm red laser VFL provides a quick troubleshooting tool for determining fiber routing and viability. A 2Hz modulation mode keeps the red laser visible, even in dense patch panels.



## Closeout Reports

Create full closeout reports at the touch of a button. Reports are sent directly from the VIS 300 to an associated email or cloud storage account via Wi-Fi.



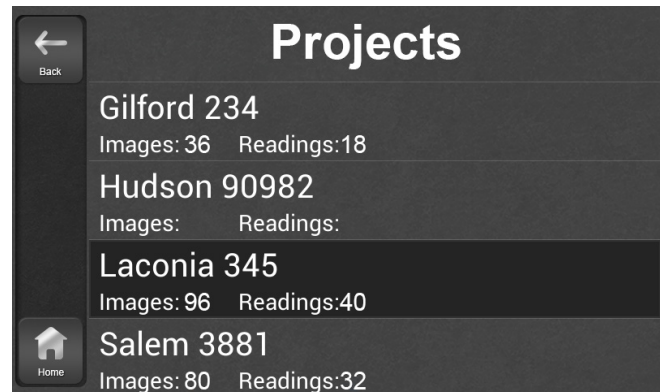
## Onboard OPM

Save power meter readings directly to the VIS 300C. Loss and power results appear in a simple list which mirrors the format of the final report. Red and green guides indicate PASS/FAIL parameters for saved readings.



## Image and Measurement Storage

Create, edit, and export project folders containing fiber images and OPM measurements. The VIS 300C has enough storage capacity to hold up to 30,000 images and thousands more readings in low-memory formats.



# Kit Contents

Part Number	Description	Use
VIS 300C-PM-02-V	Inspection probe and monitor with automated analysis software, onboard storage, report creation, and Wi-Fi data transfer. Onboard power meter (Germanium detector, 2.5mm universal adapter) and VFL (2.5mm universal interface) added. 1.25mm, 2.5mm, LC, and SC inspection tips included.	Inspect and save fiber endface images Obtain and save power meter readings Perform VFL testing Create and share closeout reports
DLS 355	Dual single mode laser source. 1310nm/1550nm single-port SC output. 2kHz tone modulation functionality.	Reference OPM and test SM fiber for insertion loss
AC 4500	Single mode loopback module with lanyard. 0dB insertion loss.	Reference OPM and test SM fiber for insertion loss
AC 523	Single mode paired jumper - SC-LC/LC-LC UPC connectors. 1 meter.	Reference OPM and test SM fiber for insertion loss
AC 602	LC-LC duplex bulkhead.	Reference OPM and test SM fiber for insertion loss
AC 029	LC adapter for OPM.	Reference OPM and test SM fiber for insertion loss
AC 107B	LC 60-degree inspection tip for VIS probe.	Inspect hard-to-reach fibers inside LC bulkheads (such as those inside COVP)
AC 089	One-click dry cleaner for ODC and LC bulkheads/connectors.	Clean fiber endfaces to meet industry and/or customer standards
AC 092	SqR pad and fiber wash pen wet/dry cleaning system.	Clean fiber endfaces to meet industry and/or customer standards

# Specifications

VIS 300C Monitor/System	
Screen	5" Multi-touch LCD
Storage	8 GB (30,000 images)
Battery	Lithium Ion
Battery Life	4-5 hr continuous
Battery Charge Time	2 hr
Size	5.5" x 5.75" x 2.25"
Weight	1.8 lb
Operating Temp.	0 to 50 C
Storage Temp.	-40 to 70 C
Inspection Scope Probe	
FOV (Field of View)	860µm x 640µm
Resolution	<1 micron
Lighting Technique	Coaxial
Size	7"x 1"x .75"
Weight	0.35 lb
Connector	USB 2.0 Type A
Tip Style	Interchangeable
Visual Fault Locator	
Wavelength	635nm
Output Power	1mW - FDA 2 / IEC 2
Power Toggle	Onscreen Button

Power Meter	
Wavelength Range	850nm to 1625nm
Calibrated Wavelengths	850/1300/1310/1490/1550/1610/1625
Measurement Range	-02: +6 to -60 dBm
Resolution	0.01 dB
Results Displayed	dB/dBm
Detector Type	-02: Germanium
Optical Interface	2.5mm Universal and LC Included (Additional Adapters Available)
DLS 355 Dual Single Mode Laser Source	
Wavelength	1310nm & 1550nm
Output Power	-4.0 dBm Typical
Laser Classification	Class 1 (FDA 21 CFR 1040, 11)
Output Stability	One Hour: +/-0.05dB Long Term (15min warm up): +/-0.03dB
Spectral Width	5nm/5nm
Optical Interface	Universal Connector Interface (SC, FC, ST, LC)
Tone Output	2kHz
Power Options	Push Button ON, Auto Shutoff Continuous Mode Available
Battery	CR2
Dimensions	6.1 x .94 x .75 in. (15.5 x 2.38 x 1.90cm)
Weight	3.0 oz (8.5g)
Operating Temperature	-10 to 50°C
Storage Temperature	-30 to 60°C



# Accessories

Inspection Tip Adapters	
Part Number	Description
AC 040B	SC Adapter
AC 041B	SC / APC Adapter
AC 109B	SC 60-Degree Angle Adapter
AC 042B	FC Adapter
AC 043B	FC/APC Adapter
AC 104B	FC, 60-Degree Angle Adapter
AC 044B	LC Adapter
AC 045B	LC/APC Adapter
AC 107B	LC, 60-Degree Angle Adapter
AC 051B	OptiTap Adapter
AC 046B	ST Adapter
AC 047B	MTP/APC Adapter
AC 050B	MTP/MPO Straight Adapter
AC 048B	1.25mm Universal Adapter
AC 049B	2.5mm Universal Adapter
AC 114B	1.25mm Universal HR Adapter
AC 115B	2.5mm Universal APC Adapter
AC 116B	1.25mm Universal APC Adapter

Power Meter Adapters	
Part Number	Description
AC 020	2.5 mm Universal Adapter
AC 021	1.25 mm Universal Adapter
AC 026	SC Adapter for Optical Power Meter
AC 027	ST Adapter for Optical Power Meter
AC 028	FC Adapter for Optical Power Meter
AC 029	LC Adapter for Optical Power Meter
AC 126	SC/APC Adapter for Optical Power Meter

Patch Cord Accessories	
Part Number	Description
AC 500	SM SC-LC - 1m simplex
AC 501	SM SC-SC - 1m simplex
AC 502	SM LC-LC - 1m simplex
AC 550	MM SC-LC - 1m simplex
AC 552	MM LC-LC - 1m simplex
AC 600	SC-SC simplex bulkhead adapter
AC 601	LC-LC simplex bulkhead adapter
AC 602	LC-LC duplex bulkhead adapter

Cleaning Tools	
Part Number	Description
AC 089	One-Click cleaner for 1.25mm and ODC ferrules/bulkheads
AC 099	One-click cleaner for 2.5mm ferrules/bulkheads
AC 090	1.25mm swabs - 100 per pack
AC 091	2.5mm swabs - 100 per pack
AC 092	SqR Pad and Fiber Wash pen
AC 190	Cletox cleaner - Type B - Blue Tape

Light Source Adapters	
Part Number	Description
AC 022B	SC Adapter
AC 023B	FC Adapter
AC 024B	ST Adapter
AC 025B	LC Adapter

Fiber-to-the-Antenna (FttA) Carrier-Specific Accessory Kits		
Part Number	Used on Wireless Build(s)	Description
AC 063B	Sprint NSN 2.5 Sprint Ericsson - Network Vision T-Mobile L700 (Ericsson RRUs)	Allows inspection and dB loss testing of both male and female ODC (also known as AARC) connectors.
AC 807	Sprint ALU 2.5	Allows inspection and dB loss of 12-fiber multimode MPO connectors. Adds DLS 350 dual LED MM source.
AC 830	Sprint ALU 2.5	Includes two breakout/pigtail jumpers for dB loss testing male and female MPO connectors. Optional accessory kit for pre-test of sector and trunk cables.
AC 809	Sprint Samsung 2.5	Allows inspection and dB loss tests on 6-pin/6-socket connectors used with Samsung radios.

**AC 063B**



**AC 807**



**AC 809**



ODM test equipment is furnished with a 2year warranty extending from the original date of purchase. Contact ODM for information on recalibration and repair of test equipment.

ODM makes every effort to ensure that all information in this data sheet is accurate. ODM Inc. assumes no responsibility for any errors or omissions and reserves the right to modify this document at any time without notice. Please contact ODM Inc. for pricing and availability of equipment.

Phone: 603-524-8350 | Fax: 603-524-8332 | sales@odm-inc.com | tech.support@odm-inc.com

