

LFD-300B/TG-300B FiberFinder

LIVE FIBER IDENTIFIER/TONE GENERATOR



A triple test tool—live fiber identifier, live fiber detector, dark fiber identifier—for truly efficient fiber management

SPEC SHEET

KEY FEATURES

Pinpoints a specific live fiber using EXFO's FiberFinder™ functionality

Induces minimal loss: ≤ 1 dB

Locates a particular dark fiber using tone recognition (270 Hz, 1 kHz, 2 kHz)

Three times faster test cycle (<6 s)

APPLICATIONS

Non-intrusive power measurement and fiber identification

COMPLEMENTARY PRODUCTS



Light Source
FLS-300



PINPOINTING LIVE AND DARK FIBERS: GUESSWORK ENDS HERE

Performing network upgrade or optical testing requires a fiber to be disconnected. This is often easier said than done, since finding the right connection can be tricky, namely because of fiber mislabeling or poor record keeping. While the dark fiber can be identified using a tone generator (270 Hz, 1 kHz, 2 kHz), the live fiber identification technique often involves one technician pulling one end of the patchcord, with another technician trying to identify which patchcord is moving at the other end—a process that translates into long delays and can result in unnecessary service disruption.

Combined with the TG-300B Tone Generator, the innovative LFD-300B FiberFinder™ Live Fiber Identifier* enables technicians to identify a specific live fiber without having to disconnect it and, above all, without having to guess.

This brings key benefits:

- › No more network outages as a result of fiber detection/identification procedures
- › The minimized need to access the network helps prevent errors

EXFO's LFD-300B FiberFinder:

A Uniquely Designed Live Fiber Identifier

For major singlemode fibers, insertion loss is a function of the bending angle (see Figure 1). Although the angles differ, the behavior remains the same.

The LFD-300B FiberFinder brings a unique approach: the power loss is monitored as the angle is changed. Therefore, the angle is automatically optimized for each fiber type and each singlemode wavelength.

- › Maximum loss of 1 dB guaranteed for most singlemode telecom fibers (most jacket types) and any wavelength
- › No damage to the fiber: bending is always minimal, and the fiber is released when no power is detected
- › Traffic detection and direction identification**
- › In-line, non-disruptive power estimation**
- › Safe to be used in long-haul applications and on high-payload fibers—contrary to traditional live fiber detectors
- › Optimized for 900 μm, 1.6 mm and 3 mm jackets; no need to replace the headpiece

Ambient Light Offset

EXFO's LFD-300B performs an ambient light offset prior to fiber bending, which makes it less sensitive to ambient light. A push-down cap can also be placed on the head-end to block intense ambient light.

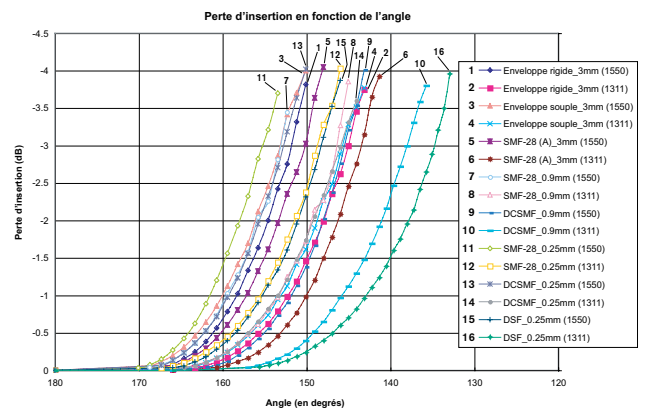


Figure 1. By monitoring the loss, the LFD-300 can stop bending the fiber when sufficient light is ejected and thus control the loss.

* Technology and applications protected by PCT published patent appl. WO/2006/092051, US patent no. 7,283,688, and associated national entries in several countries.

** Properties of the jacket may affect the reading (e.g., color and thickness)

Industry First: the FiberFinder Functionality





Figure 2. Pinpointing a specific live fiber can be puzzling without the right tool.

For detecting dark/live fibers or identifying a particular dark fiber using a pulse light (270 Hz, 1 kHz, 2 kHz), traditional LFD functionalities do the trick. However, they cannot pinpoint a specific live fiber—especially with doubtful labeling and poor record-keeping—and help you ensure you disconnect the right one.

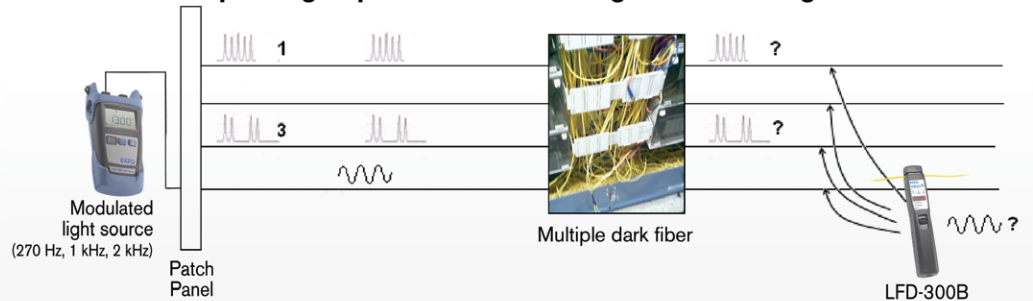
In addition, disconnecting the wrong fiber causes downtime, a costly consequence that can easily be avoided. For instance, at US\$10,000 per hour and per wavelength, downtime can cost up to US\$160,000 per hour for a 16-channel 10 Gbit/s WDM system.

Combined with the TG-300B, a non-intrusive, non-disruptive clip-on signature generator that is based on FiberFinder technology, EXFO's LFD-300B addresses this need with guaranteed low loss. Installed at the transmitter site, the TG-300B adds a typical 0.25 dB signature to the live signal by applying a soft low-frequency modulation pressure to the fiber. This signature is then detected at the other end by the LFD-300B, in mere seconds.

Pinpointing a dark or a live fiber



Pinpointing a specific dark fiber using a modulated light source



Pinpointing a specific live fiber




Figure 3. Impossible until now, locating a specific live fiber is now an easy task with the FiberFinder.

SPECIFICATIONS^a

| | |
|---|----------------------|
| Fiber type | 3 mm, 1.6 mm, 900 µm |
| Insertion loss (dB) ^c | |
| Maximum guaranteed | 1 |
| 1550 nm | 0.5 |
| 1310 nm | 0.3 |
| Power range (dBm) | 25 to -35 |
| Power measurement repeatability ^b (dB) | ±1 |
| Test time (s) | < 6 |

GENERAL SPECIFICATIONS

| | |
|----------------------------|---|
| Size (H x W x D) | 245 mm x 45 mm x 55 mm (9 5/8 in x 1 3/4 in x 2 1/4 in) |
| Weight (without batteries) | 0.35 kg (0.8 lb) |
| Temperature ^c | |
| operating | 0 °C to 50 °C (32 °F to 122 °F) |
| storage | -40 °C to 70 °C (-40 °F to 158 °F) |
| Relative humidity | 0 % to 93 % non-condensing |

Notes

- a. All specifications are typical and valid from 18 °C to 28 °C and at 1550 nm unless otherwise specified. Coating/jacket color and mechanical properties may alter the specifications. For G.652 fiber type. Specifications may vary with other fiber types.
- b. With power in fiber greater than -25 dBm.
- c. At temperatures below 15 °C, jacket hardening may prevent adequate bending. Hand-warming the fiber may be required to soften it.

ORDERING INFORMATION

| | | |
|-------------------|------------------|---|
| LFD-300B | TG-300B | TK-FF |
| Model ■ | Model ■ | Model ■ |
| LFD-300B | TG-300B | TK-FF = FiberFinder kit, including one TG-300B, one LFD-300B and a soft carrying bag. |
| Example: LFD-300B | Example: TG-300B | Example: TK-FF |

EXFO Headquarters > Tel.: +1 418 683-0211 | Toll-free: +1 800 663-3936 (USA and Canada) | Fax: +1 418 683-2170 | info@EXFO.com | www.EXFO.com

EXFO serves over 2000 customers in more than 100 countries. To find your local office contact details, please go to www.EXFO.com/contact.

EXFO is certified ISO 9001 and attests to the quality of these products. EXFO has made every effort to ensure that the information contained in this specification sheet is accurate. However, we accept no responsibility for any errors or omissions, and we reserve the right to modify design, characteristics and products at any time without obligation. Units of measurement in this document conform to SI standards and practices. In addition, all of EXFO's manufactured products are compliant with the European Union's WEEE directive. For more information, please visit www.EXFO.com/recycle. **Contact EXFO for prices and availability or to obtain the phone number of your local EXFO distributor.**

For the most recent version of this spec sheet, please go to the EXFO website at www.EXFO.com/specs.

In case of discrepancy, the web version takes precedence over any printed literature.